

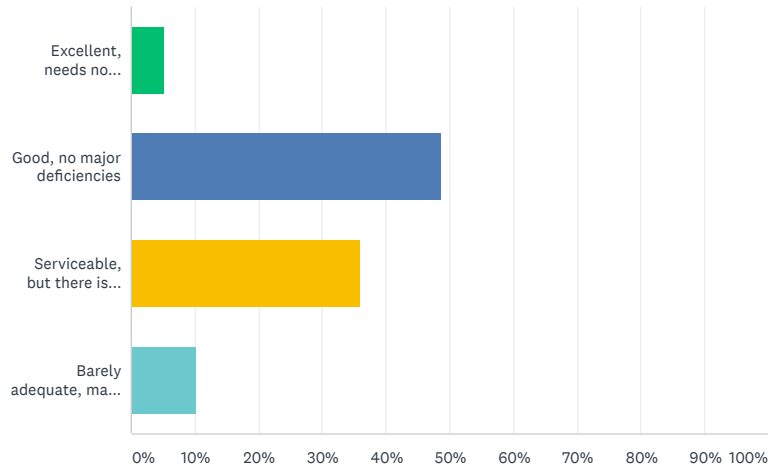


Minerva User Satisfaction Survey for 2018

Q1

Overall, how satisfied are you with queue structure, compute and storage resources (GPUs, high-memory nodes, TSM, etc)?

Answered: 39 Skipped: 0



ANSWER CHOICES

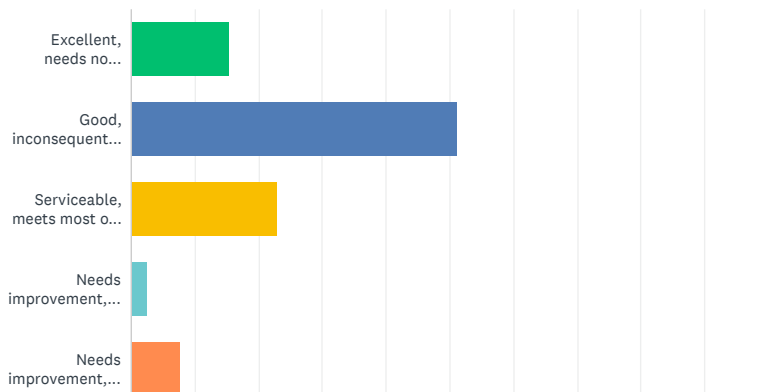
RESPONSES

Excellent, needs no improvement	5.13%	2
Good, no major deficiencies	48.72%	19
Serviceable, but there is room for some improvement	35.90%	14
Barely adequate, major weaknesses	10.26%	4
TOTAL		39

Q2

Please rate current software environment (packages and services such as database, web, container etc):

Answered: 39 Skipped: 0



Share Link

<https://www.surveymonkey.com/re:>

COPY

SHARE SETTINGS

Share

Tweet

+ Share

Share

39 responses

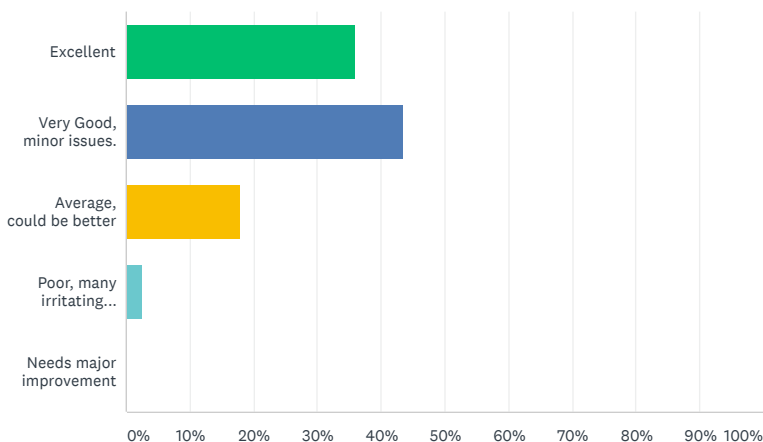


Excellent, needs no improving	15.38%	6
Good, inconsequential omissions	51.28%	20
Serviceable, meets most of my needs but could have more packages that would be useful	23.08%	9
Needs improvement, serious omissions	2.56%	1
Needs improvement, major omissions	7.69%	3
TOTAL		39

Q3

Please rate your satisfaction with operations (documentation, ticket system, responsiveness of staff,...)

Answered: 39 Skipped: 0

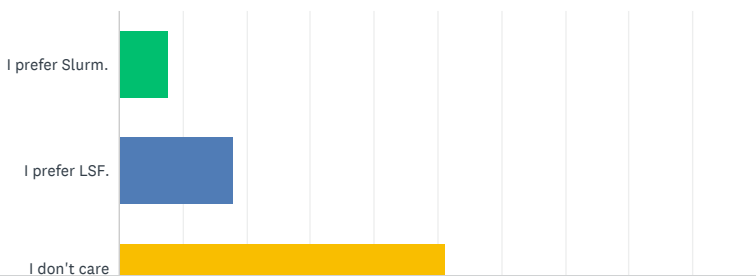


ANSWER CHOICES	RESPONSES	Count
Excellent	35.90%	14
Very Good, minor issues.	43.59%	17
Average, could be better	17.95%	7
Poor, many irritating discrepancies	2.56%	1
Needs major improvement	0.00%	0
TOTAL		39

Q4

Do you have a preference of job scheduler, slurm or LSF?

Answered: 39 Skipped: 0



Share Link

<https://www.surveymonkey.com/re:>

COPY

SHARE SETTINGS

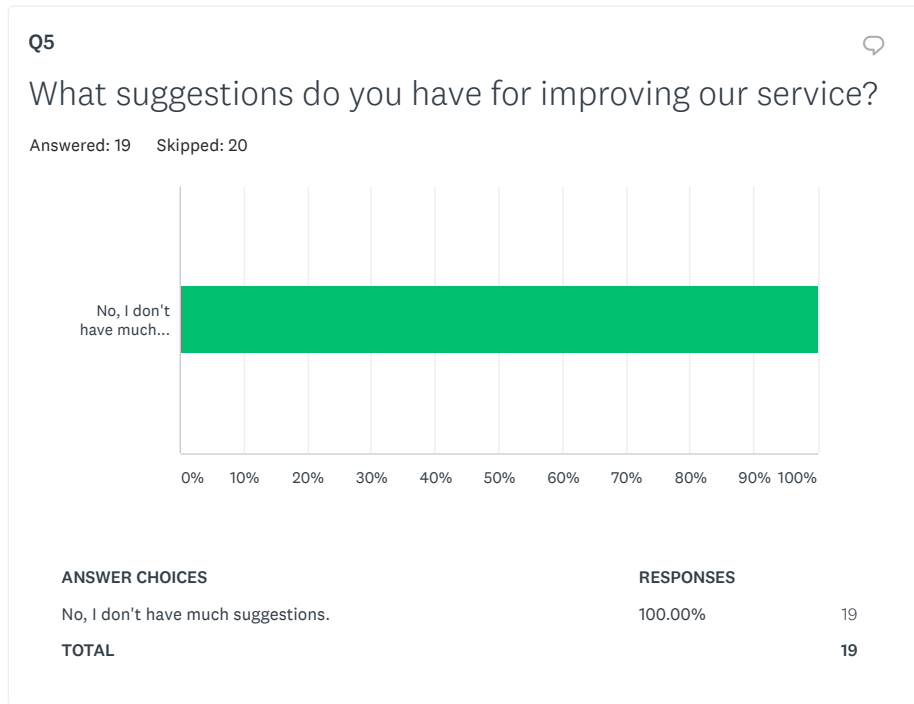
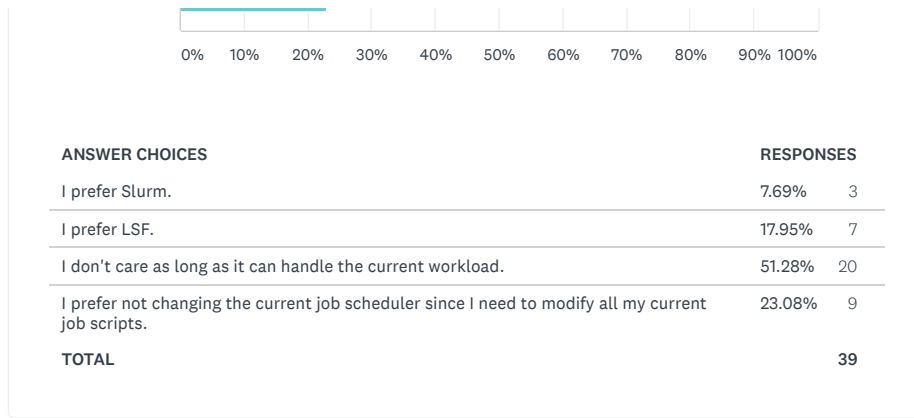
Share

Tweet

Share

Share

39 responses



Powered by SurveyMonkey

Check out our [sample surveys](#) and [create your own now!](#)